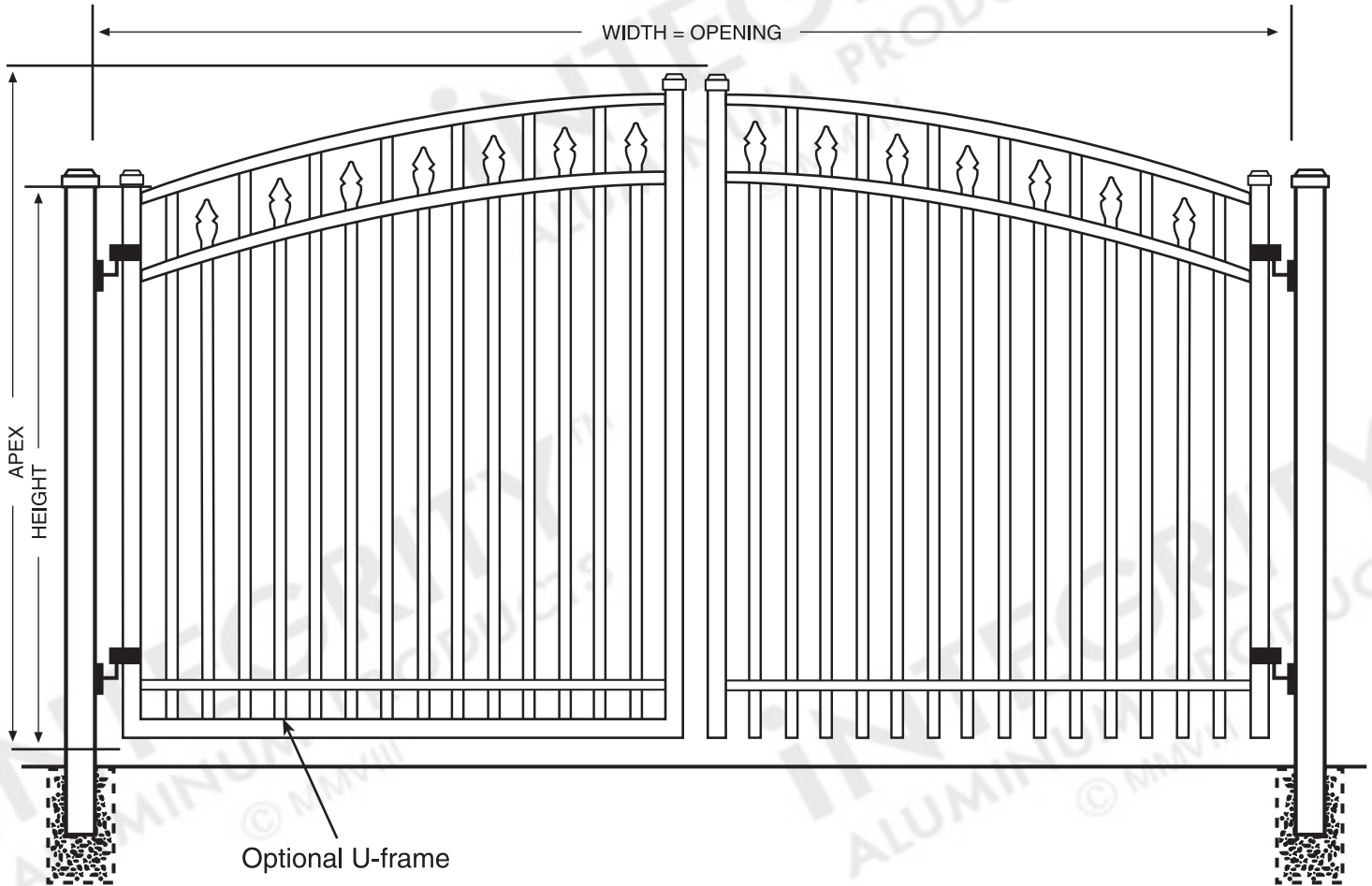


iNTEGRITY™
 ALUMINUM PRODUCTS
 800.762.8876



SANIBEL™

Premier™ Arched Driveway Gate

DIMENSIONS

The height and width dimensions for this gate are available in standardized one-foot increments but can be customized to meet unique requirements.

CONFIGURATION

This Premier™ Arched Driveway Gate can be constructed as a single-leaf gate up to 8' in width. An optional Mid-rail is available.

HARDWARE

Gate latch and hinges sold separately and may vary depending on size of gate and posts. Suggestions provided. A standard drop rod is included.

SPECIFICATIONS


PREMIER GRADE

Posts Available	2" x 2" x .080 Wall 2" x 2" x .125 Wall 2½" x 2½" x .100 Wall 3" x 3" x .125 Wall
Gate Frame Uprights	2" x 2" x .080 Wall
Horizontal Rails Side Walls Top Walls	1⅜" x 1¼" .088" .065"
Vertical Pickets Standard Spacing Extreme Spacing	¾" x ¾" x .055 Wall 3⅝" 1½" Available
Heights Available	Up to 6'
Widths Available	Up to 16'

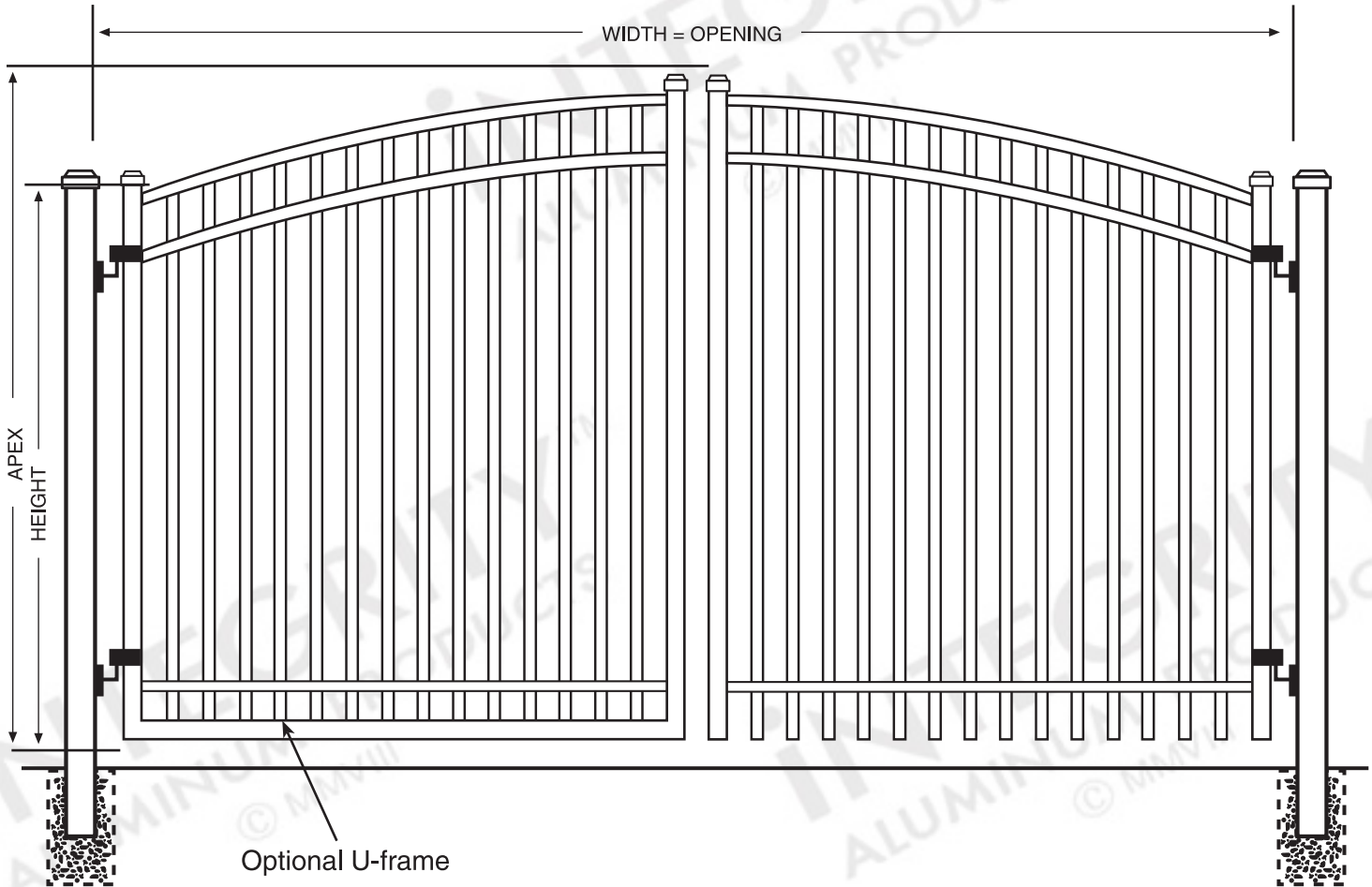
All Specifications Are Nominal



© 2009 Integrity Aluminum Products. Above schematic is intended as a representation only and is not to scale. www.integrityaluminumproducts.com



iNTEGRITYTM
 ALUMINUM PRODUCTS
 800.762.8876



SAN MARINOTM PremierTM Arched Driveway Gate

DIMENSIONS

The height and width dimensions for this gate are available in standardized one-foot increments but can be customized to meet unique requirements.

CONFIGURATION

This PremierTM Arched Driveway Gate can be constructed as a single-leaf gate up to 8' in width. An optional Mid-rail is available.

HARDWARE

Gate latch and hinges sold separately and may vary depending on size of gate and posts. Suggestions provided. A standard drop rod is included.


SPECIFICATIONS

PREMIER GRADE

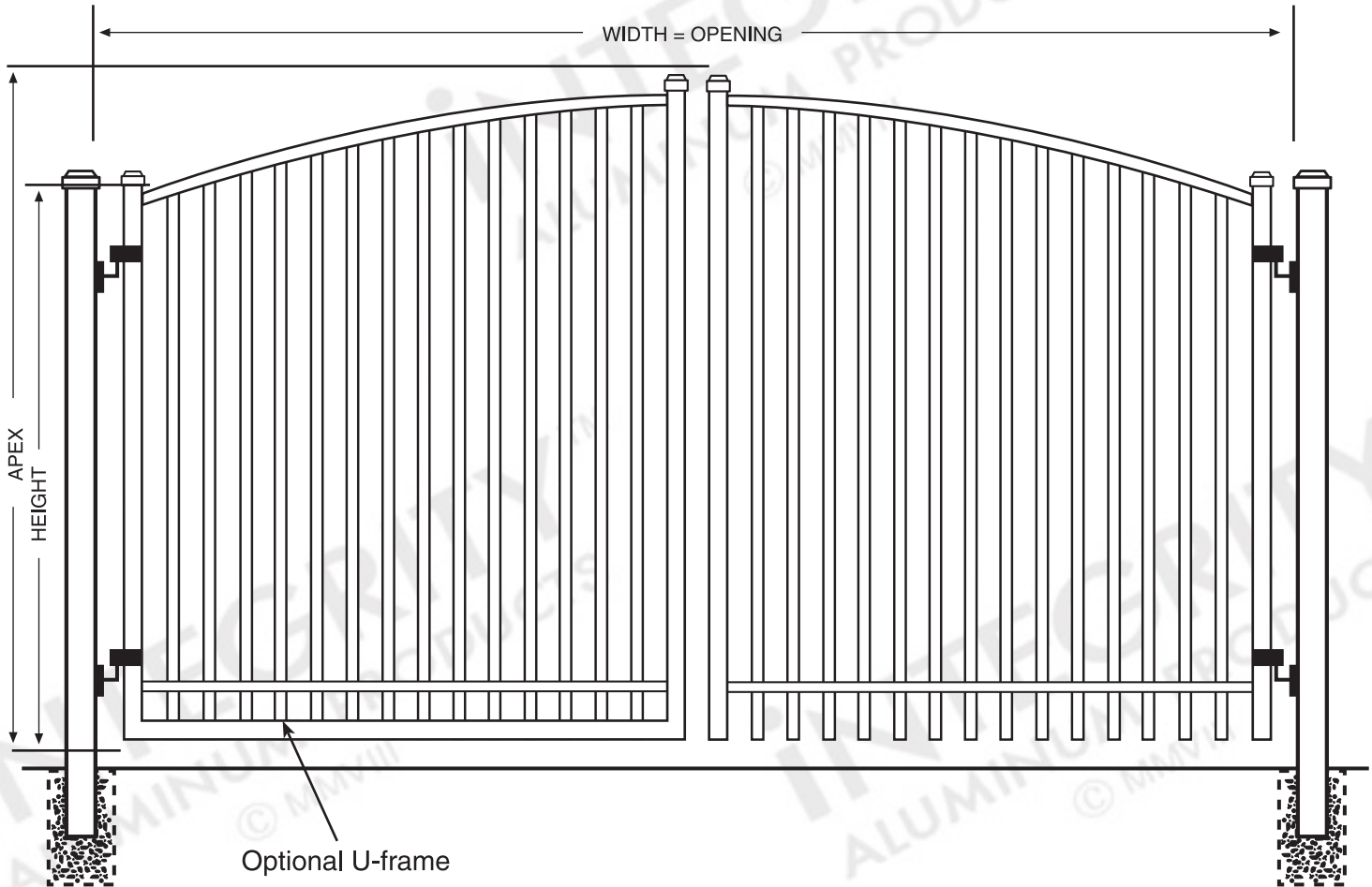
Posts Available	2" x 2" x .080 Wall 2" x 2" x .125 Wall 2½" x 2½" x .100 Wall 3" x 3" x .125 Wall
Gate Frame Uprights	2" x 2" x .080 Wall
Horizontal Rails Side Walls Top Walls	1⅜" x 1¼" .088" .065"
Vertical Pickets Standard Spacing Extreme Spacing	¾" x ¾" x .055 Wall 3⅝" 1½" Available
Heights Available	Up to 6'
Widths Available	Up to 16'
All Specifications Are Nominal	



© 2009 Integrity Aluminum Products. Above schematic is intended as a representation only and is not to scale. www.integrityaluminumproducts.com



iNTEGRITYTM
 ALUMINUM PRODUCTS
 800.762.8876



VENTURATM PremierTM Arched Driveway Gate

DIMENSIONS

The height and width dimensions for this gate are available in standardized one-foot increments but can be customized to meet unique requirements.

CONFIGURATION

This PremierTM Arched Driveway Gate can be constructed as a single-leaf gate up to 8' in width. An optional Mid-rail is available.


HARDWARE

Gate latch and hinges sold separately and may vary depending on size of gate and posts. Suggestions provided. A standard drop rod is included.

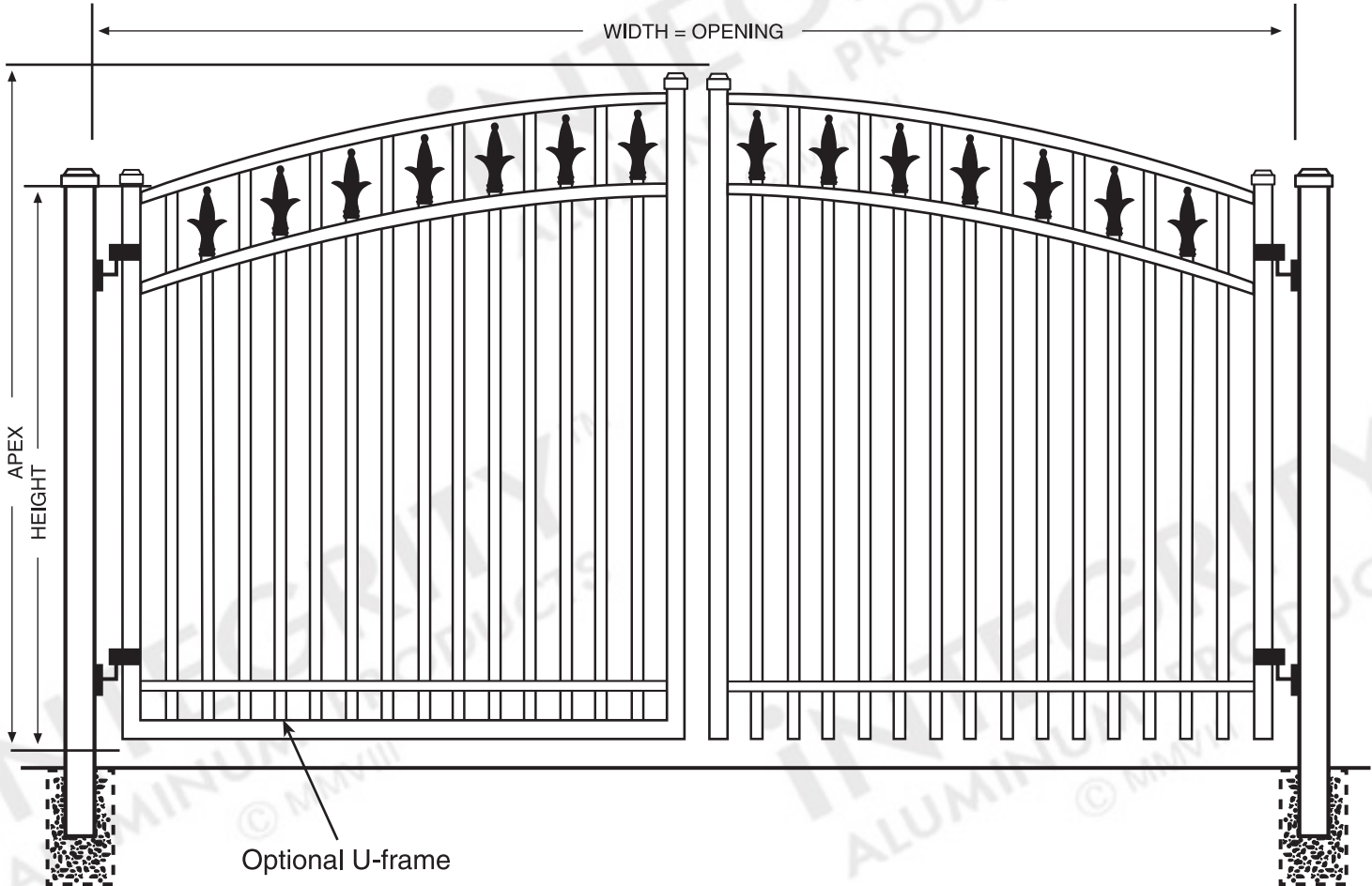
SPECIFICATIONS

PREMIER GRADE

Posts Available	2" x 2" x .080 Wall 2" x 2" x .125 Wall 2½" x 2½" x .100 Wall 3" x 3" x .125 Wall
Gate Frame Uprights	2" x 2" x .080 Wall
Horizontal Rails Side Walls Top Walls	1 ³ / ₈ " x 1¼" .088" .065"
Vertical Pickets Standard Spacing Extreme Spacing	¾" x ¾" x .055 Wall 3 ⁵ / ₈ " 1½" Available
Heights Available	Up to 6'
Widths Available	Up to 16'
All Specifications Are Nominal	



iNTEGRITYTM
 ALUMINUM PRODUCTS
 800.762.8876



NEW ORLEANSTM PremierTM Arched Driveway Gate

DIMENSIONS

The height and width dimensions for this gate are available in standardized one-foot increments but can be customized to meet unique requirements.

CONFIGURATION

This PremierTM Arched Driveway Gate can be constructed as a single-leaf gate up to 8' in width. An optional Mid-rail is available.

HARDWARE

Gate latch and hinges sold separately and may vary depending on size of gate and posts. Suggestions provided. A standard drop rod is included.


SPECIFICATIONS

PREMIER GRADE

Posts Available	2" x 2" x .080 Wall 2" x 2" x .125 Wall 2½" x 2½" x .100 Wall 3" x 3" x .125 Wall
Gate Frame Uprights	2" x 2" x .080 Wall
Horizontal Rails Side Walls Top Walls	1 ³ / ₈ " x 1¼" .088" .065"
Vertical Pickets Standard Spacing Extreme Spacing	¾" x ¾" x .055 Wall 3 ⁵ / ₈ " 1½" Available
Heights Available	Up to 6'
Widths Available	Up to 16'
All Specifications Are Nominal	



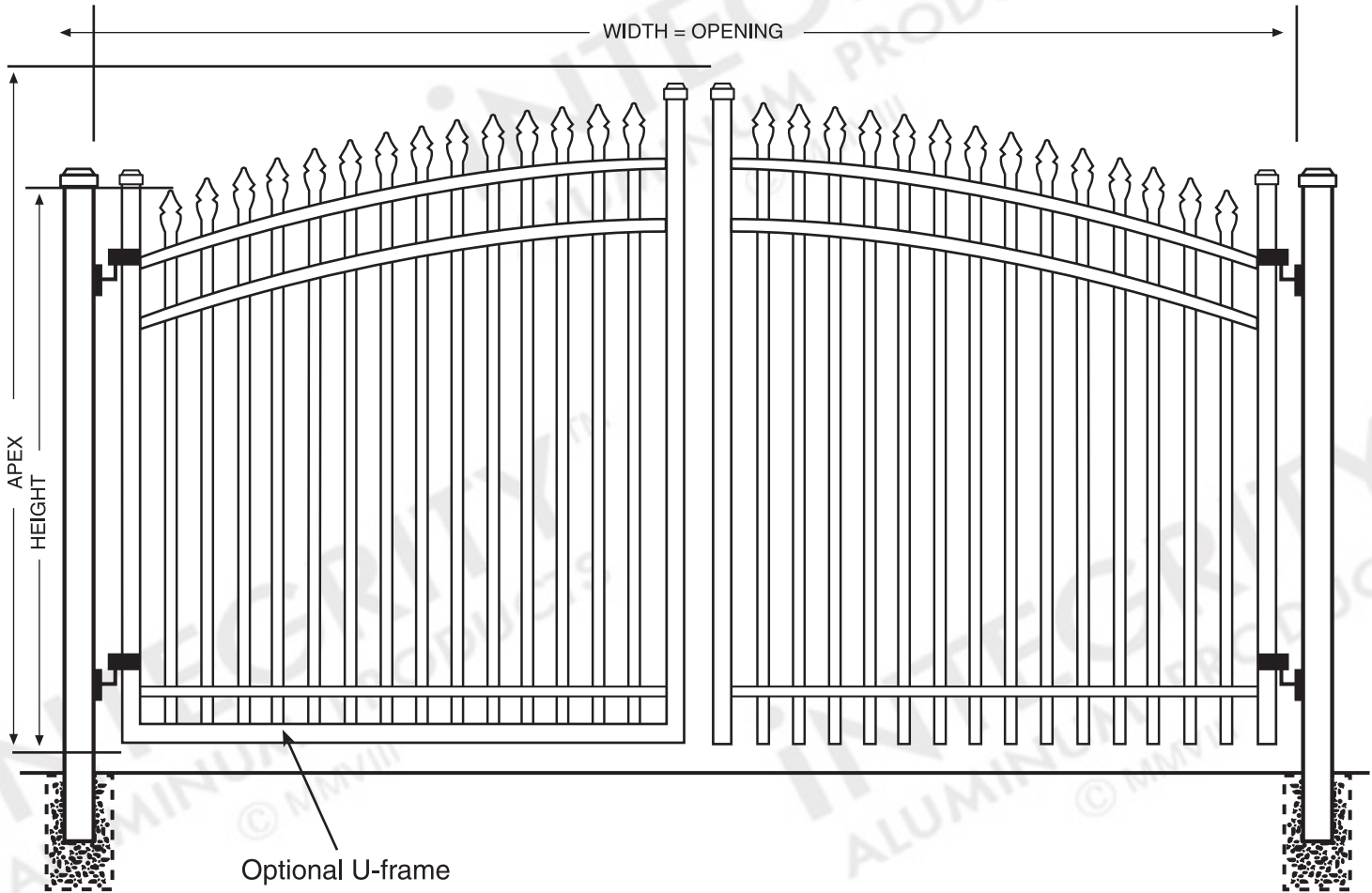
© 2009 Integrity Aluminum Products. Above schematic is intended as a representation only and is not to scale. www.integrityaluminumproducts.com



iNTEGRITY™

ALUMINUM PRODUCTS

800.762.8876



BELLA VISTA™

Premier™ Arched Driveway Gate

DIMENSIONS

The height and width dimensions for this gate are available in standardized one-foot increments but can be customized to meet unique requirements.

CONFIGURATION

This Premier™ Arched Driveway Gate can be constructed as a single-leaf gate up to 8' in width. An optional Mid-rail is available.

HARDWARE

Gate latch and hinges sold separately and may vary depending on size of gate and posts. Suggestions provided. A standard drop rod is included.

SPECIFICATIONS


PREMIER GRADE

Posts Available	2" x 2" x .080 Wall 2" x 2" x .125 Wall 2½" x 2½" x .100 Wall 3" x 3" x .125 Wall
Gate Frame Uprights	2" x 2" x .080 Wall
Horizontal Rails Side Walls Top Walls	1 ³ / ₈ " x 1¼" .088" .065"
Vertical Pickets Standard Spacing Extreme Spacing	¾" x ¾" x .055 Wall 3 ⁵ / ₈ " 1½" Available
Heights Available	Up to 6'
Widths Available	Up to 16'

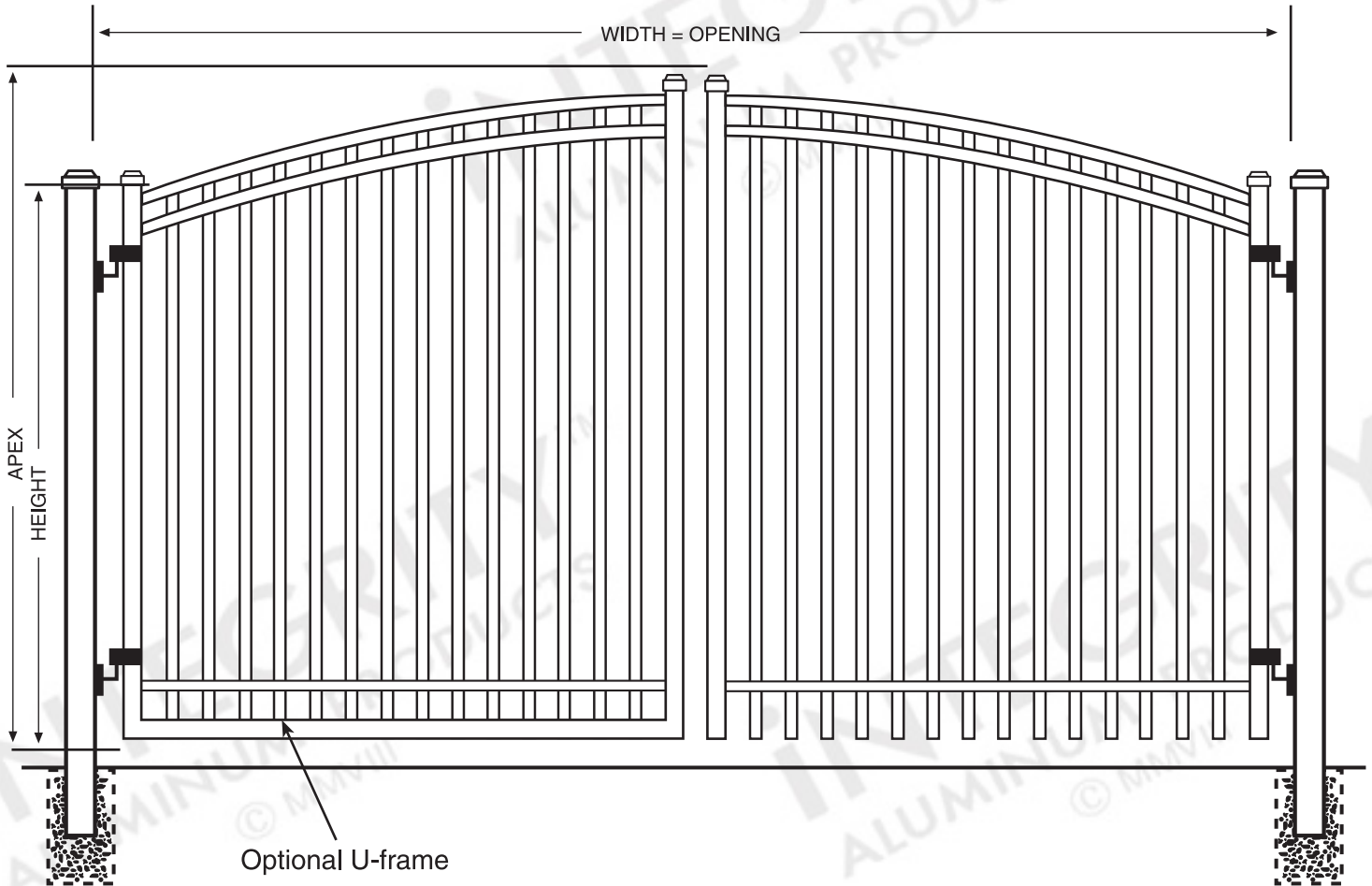
All Specifications Are Nominal



© 2009 Integrity Aluminum Products. Above schematic is intended as a representation only and is not to scale. www.integrityaluminumproducts.com



iNTEGRITYTM
 ALUMINUM PRODUCTS
 800.762.8876



BOCA GRANDETM

PremierTM Arched Driveway Gate

DIMENSIONS

The height and width dimensions for this gate are available in standardized one-foot increments but can be customized to meet unique requirements.

CONFIGURATION

This PremierTM Arched Driveway Gate can be constructed as a single-leaf gate up to 8' in width. An optional Mid-rail is available.

HARDWARE


Gate latch and hinges sold separately and may vary depending on size of gate and posts. Suggestions provided. A standard drop rod is included.

SPECIFICATIONS

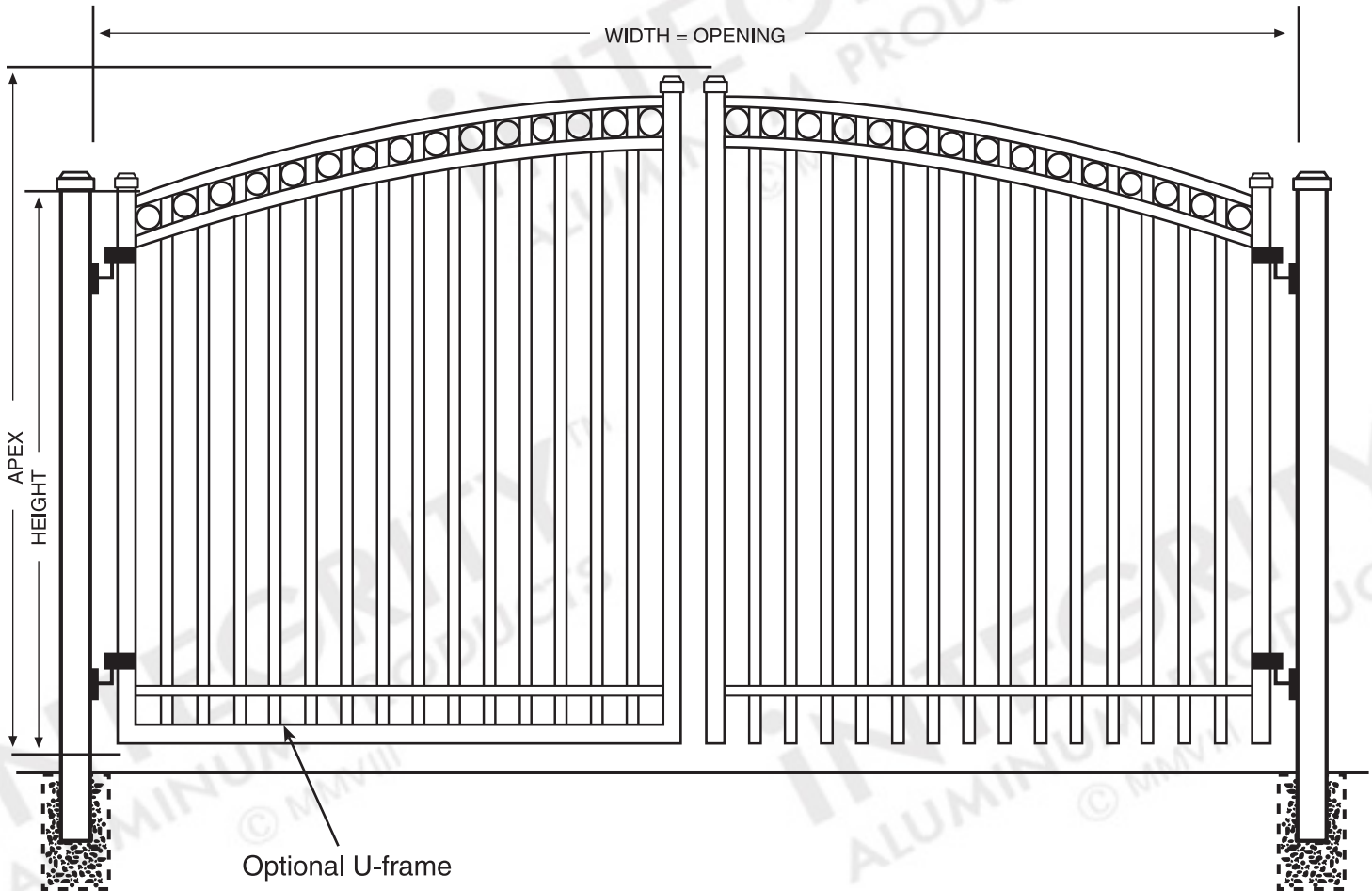
PREMIER GRADE

Posts Available	2" x 2" x .080 Wall 2" x 2" x .125 Wall 2½" x 2½" x .100 Wall 3" x 3" x .125 Wall
Gate Frame Uprights	2" x 2" x .080 Wall
Horizontal Rails Side Walls Top Walls	1 ³ / ₈ " x 1¼" .088" .065"
Vertical Pickets Standard Spacing Extreme Spacing	¾" x ¾" x .055 Wall 3 ⁵ / ₈ " 1½" Available
Heights Available	Up to 6'
Widths Available	Up to 16'
All Specifications Are Nominal	





INTEGRITY
ALUMINUM PRODUCTS
800.762.8876



NAPA VALLEY™ Premier™ Arched Driveway Gate

DIMENSIONS

The height and width dimensions for this gate are available in standardized one-foot increments but can be customized to meet unique requirements.

CONFIGURATION

This Premier™ Arched Driveway Gate can be constructed as a single-leaf gate up to 8' in width. An optional Mid-rail is available.

HARDWARE

Gate latch and hinges sold separately and may vary depending on size of gate and posts. Suggestions provided. A standard drop rod is included.


SPECIFICATIONS

PREMIER GRADE

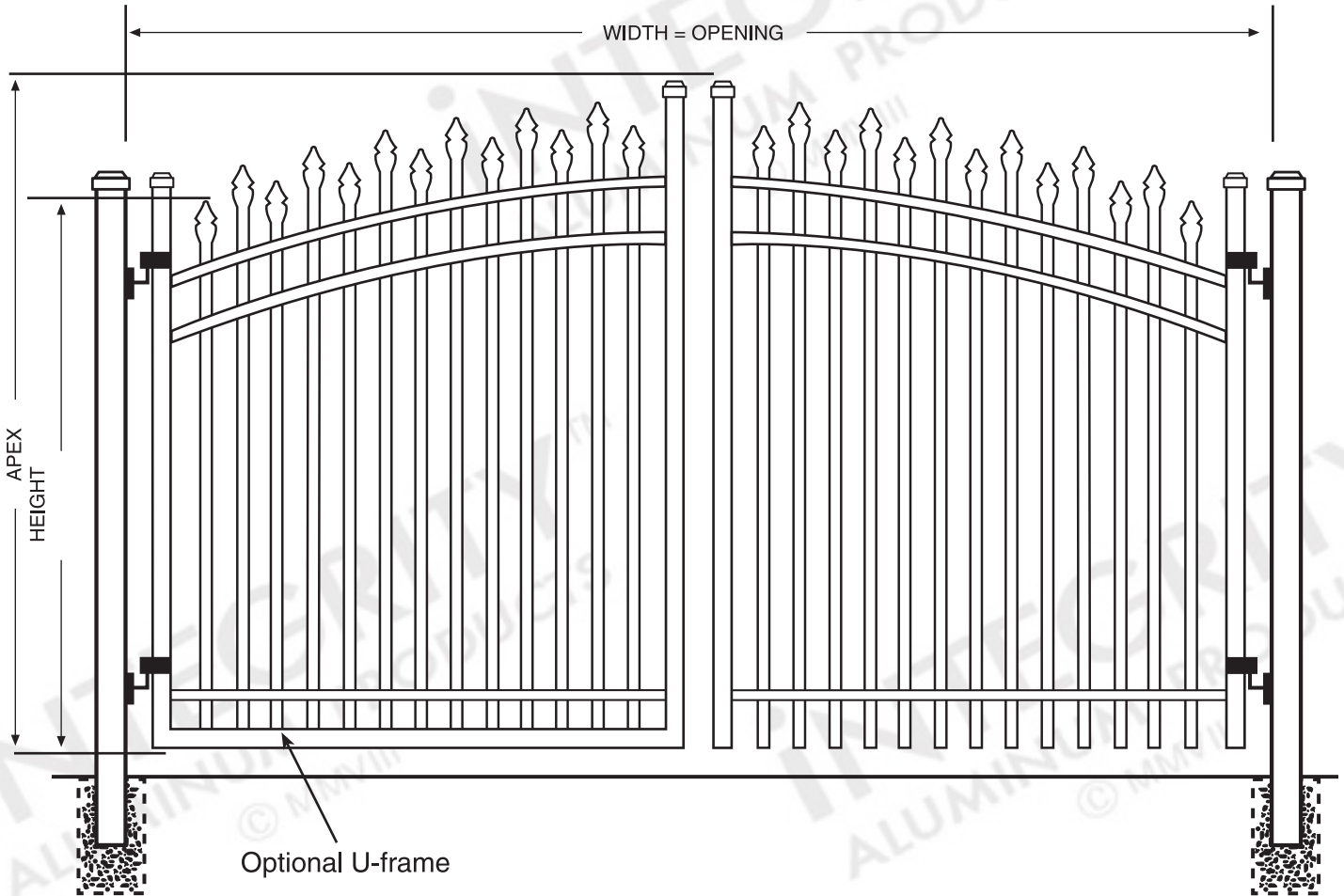
Posts Available	2" x 2" x .080 Wall 2" x 2" x .125 Wall 2½" x 2½" x .100 Wall 3" x 3" x .125 Wall
Gate Frame Uprights	2" x 2" x .080 Wall
Horizontal Rails Side Walls Top Walls	1 ³ / ₈ " x 1¼" .088" .065"
Vertical Pickets Standard Spacing Extreme Spacing	¾" x ¾" x .055 Wall 3 ⁵ / ₈ " 1½" Available
Heights Available	Up to 6'
Widths Available	Up to 16'
All Specifications Are Nominal	



© 2009 Integrity Aluminum Products. Above schematic is intended as a representation only and is not to scale. www.integrityaluminumproducts.com



INTEGRITYTM
 ALUMINUM PRODUCTS
 800.762.8876



BELLA TERRATM PremierTM Arched Driveway Gate

DIMENSIONS

The height and width dimensions for this gate are available in standardized one-foot increments but can be customized to meet unique requirements.

CONFIGURATION

This PremierTM Arched Driveway Gate can be constructed as a single-leaf gate up to 8' in width. An optional Mid-rail is available.

HARDWARE

Gate latch and hinges sold separately and may vary depending on size of gate and posts. Suggestions provided. A standard drop rod is included.


SPECIFICATIONS

PREMIER GRADE

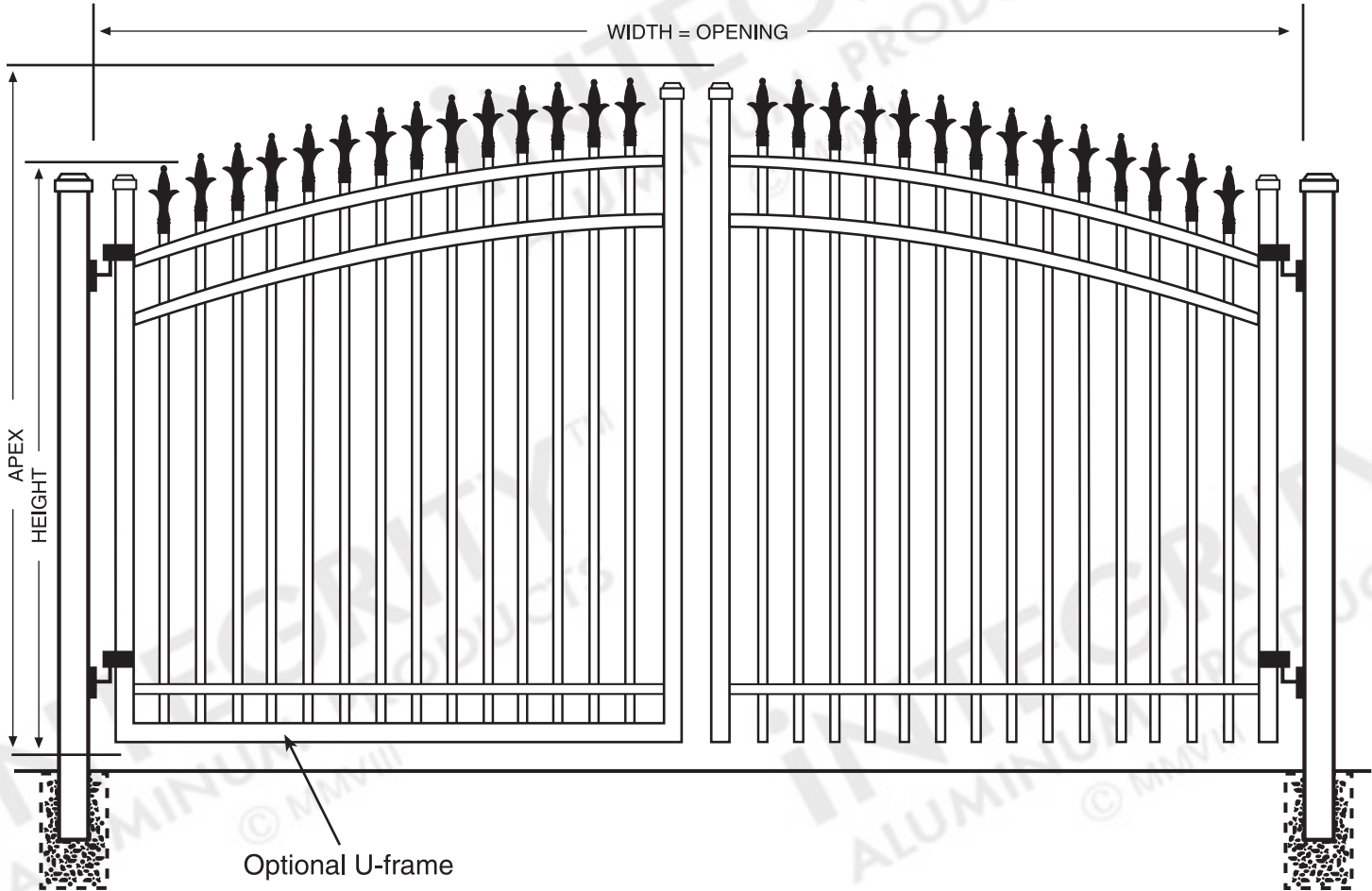
Posts Available	2" x 2" x .080 Wall 2" x 2" x .125 Wall 2½" x 2½" x .100 Wall 3" x 3" x .125 Wall
Gate Frame Uprights	2" x 2" x .080 Wall
Horizontal Rails Side Walls Top Walls	1 ³ / ₈ " x 1¼" .088" .065"
Vertical Pickets Standard Spacing Extreme Spacing	¾" x ¾" x .055 Wall 3 ⁵ / ₈ " 1½" Available
Heights Available	Up to 6'
Widths Available	Up to 16'
All Specifications Are Nominal	



© 2009 Integrity Aluminum Products. Above schematic is intended as a representation only and is not to scale. www.integrityaluminumproducts.com



iNTEGRITYTM
 ALUMINUM PRODUCTS
 800.762.8876



CHARLEMAGNETM

PremierTM Arched Driveway Gate

DIMENSIONS

The height and width dimensions for this gate are available in standardized one-foot increments but can be customized to meet unique requirements.

CONFIGURATION

This PremierTM Arched Driveway Gate can be constructed as a single-leaf gate up to 8' in width. An optional Mid-rail is available.

HARDWARE

Gate latch and hinges sold separately and may vary depending on size of gate and posts. Suggestions provided. A standard drop rod is included.

SPECIFICATIONS


PREMIER GRADE

Posts Available	2" x 2" x .080 Wall 2" x 2" x .125 Wall 2½" x 2½" x .100 Wall 3" x 3" x .125 Wall
Gate Frame Uprights	2" x 2" x .080 Wall
Horizontal Rails Side Walls Top Walls	1⅜" x 1¼" .088" .065"
Vertical Pickets Standard Spacing Extreme Spacing	¾" x ¾" x .055 Wall 3⅝" 1½" Available
Heights Available	Up to 6'
Widths Available	Up to 16'

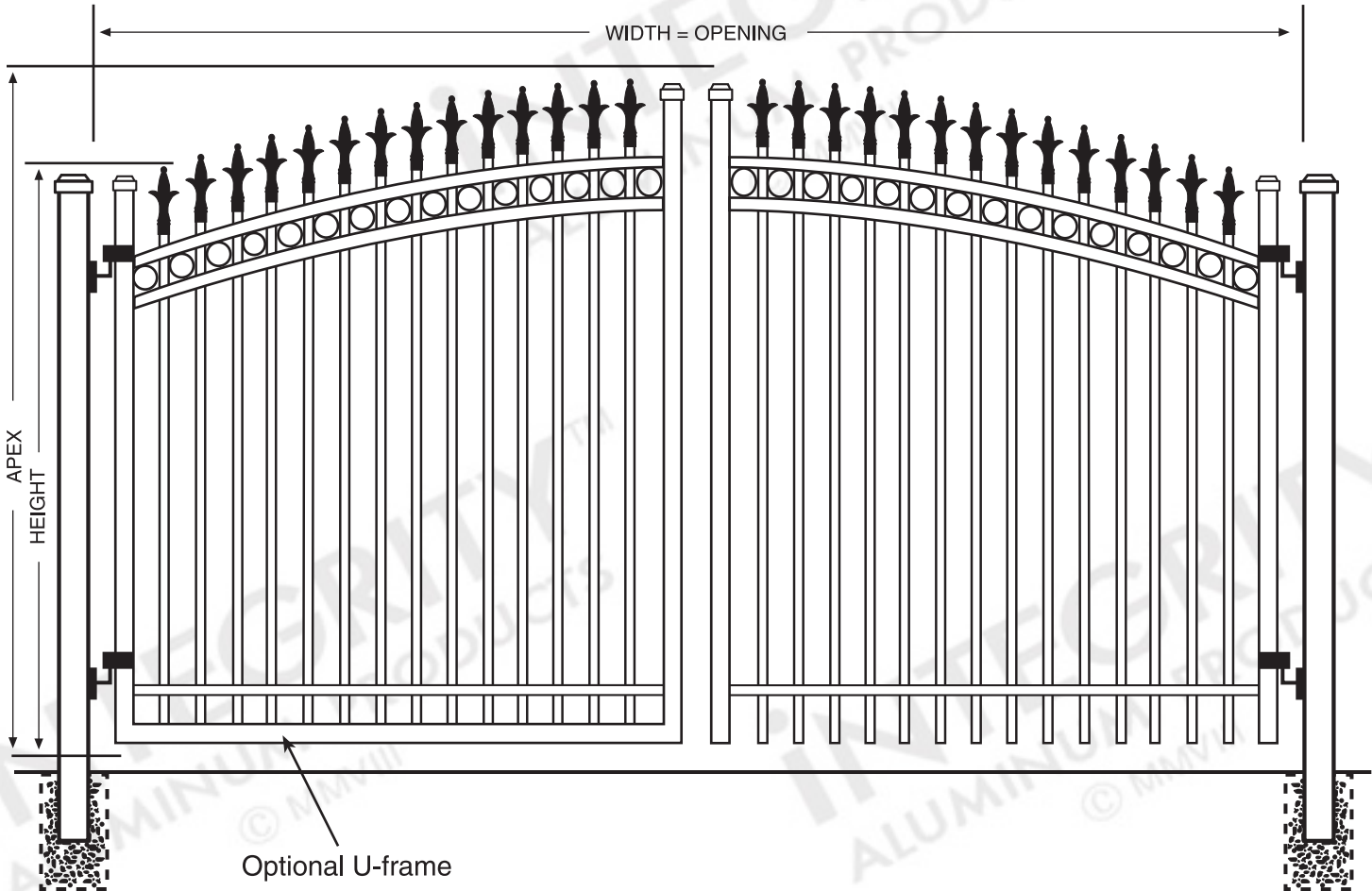
All Specifications Are Nominal



© 2009 Integrity Aluminum Products. Above schematic is intended as a representation only and is not to scale. www.integrityaluminumproducts.com



INTEGRITY™
ALUMINUM PRODUCTS
800.762.8876



PROVIDENCE™ Premier™ Arched Driveway Gate

DIMENSIONS

The height and width dimensions for this gate are available in standardized one-foot increments but can be customized to meet unique requirements.

CONFIGURATION

This Premier™ Arched Driveway Gate can be constructed as a single-leaf gate up to 8' in width. An optional Mid-rail is available.

HARDWARE

Gate latch and hinges sold separately and may vary depending on size of gate and posts. Suggestions provided. A standard drop rod is included.


SPECIFICATIONS

PREMIER GRADE

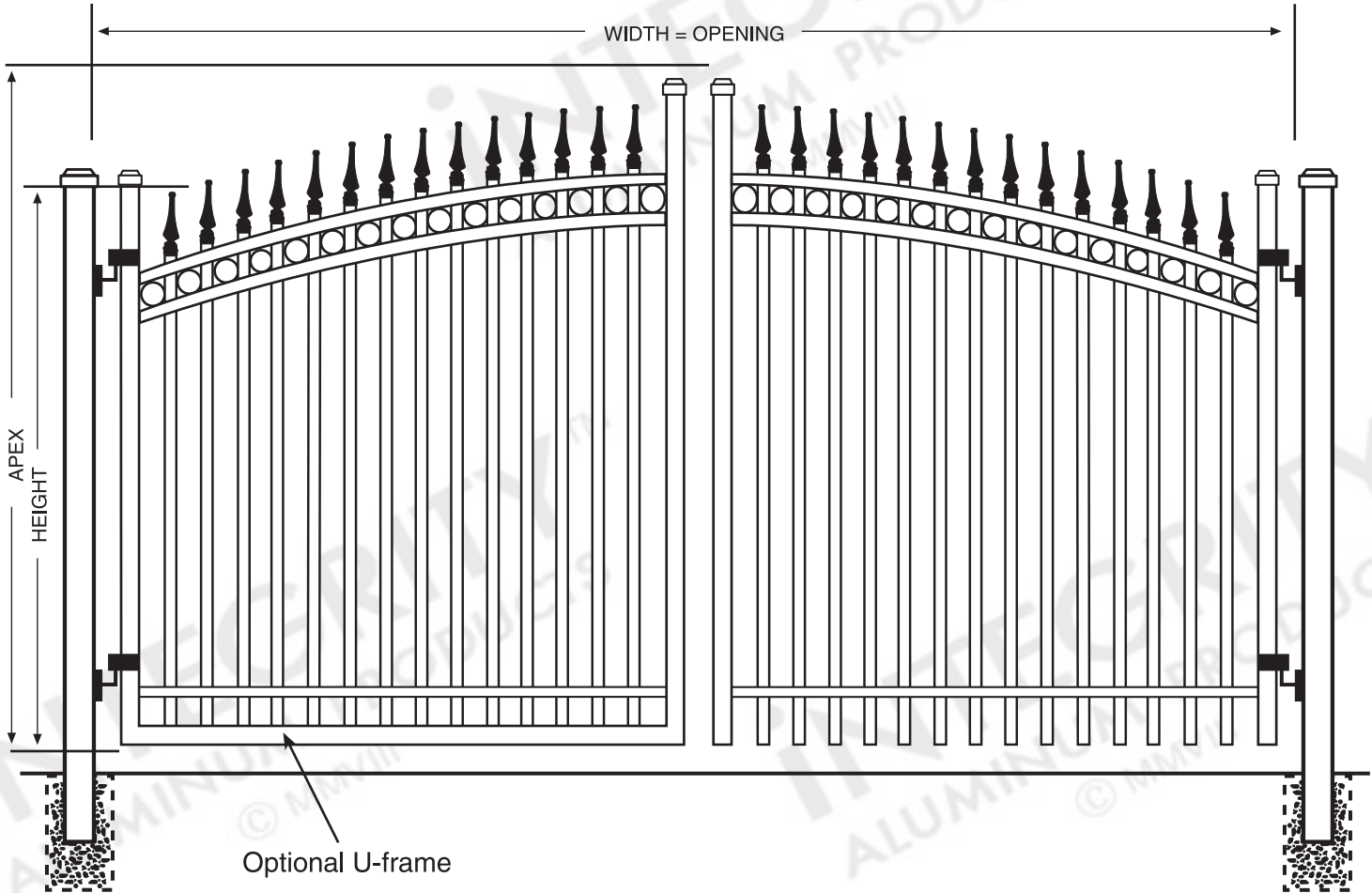
Posts Available	2" x 2" x .080 Wall 2" x 2" x .125 Wall 2½" x 2½" x .100 Wall 3" x 3" x .125 Wall
Gate Frame Uprights	2" x 2" x .080 Wall
Horizontal Rails Side Walls Top Walls	1 ³ / ₈ " x 1¼" .088" .065"
Vertical Pickets Standard Spacing Extreme Spacing	¾" x ¾" x .055 Wall 3 ⁵ / ₈ " 1½" Available
Heights Available	Up to 6'
Widths Available	Up to 16'
All Specifications Are Nominal	



© 2009 Integrity Aluminum Products. Above schematic is intended as a representation only and is not to scale. www.integrityaluminumproducts.com



iNTEGRITYTM
 ALUMINUM PRODUCTS
 800.762.8876



CAMELOTTM

PremierTM Arched Driveway Gate

DIMENSIONS

The height and width dimensions for this gate are available in standardized one-foot increments but can be customized to meet unique requirements.

CONFIGURATION

This PremierTM Arched Driveway Gate can be constructed as a single-leaf gate up to 8' in width. An optional Mid-rail is available.

HARDWARE

Gate latch and hinges sold separately and may vary depending on size of gate and posts. Suggestions provided. A standard drop rod is included.

SPECIFICATIONS


PREMIER GRADE

Posts Available	2" x 2" x .080 Wall 2" x 2" x .125 Wall 2½" x 2½" x .100 Wall 3" x 3" x .125 Wall
Gate Frame Uprights	2" x 2" x .080 Wall
Horizontal Rails Side Walls Top Walls	1 ³ / ₈ " x 1¼" .088" .065"
Vertical Pickets Standard Spacing Extreme Spacing	¾" x ¾" x .055 Wall 3 ⁵ / ₈ " 1½" Available
Heights Available	Up to 6'
Widths Available	Up to 16'

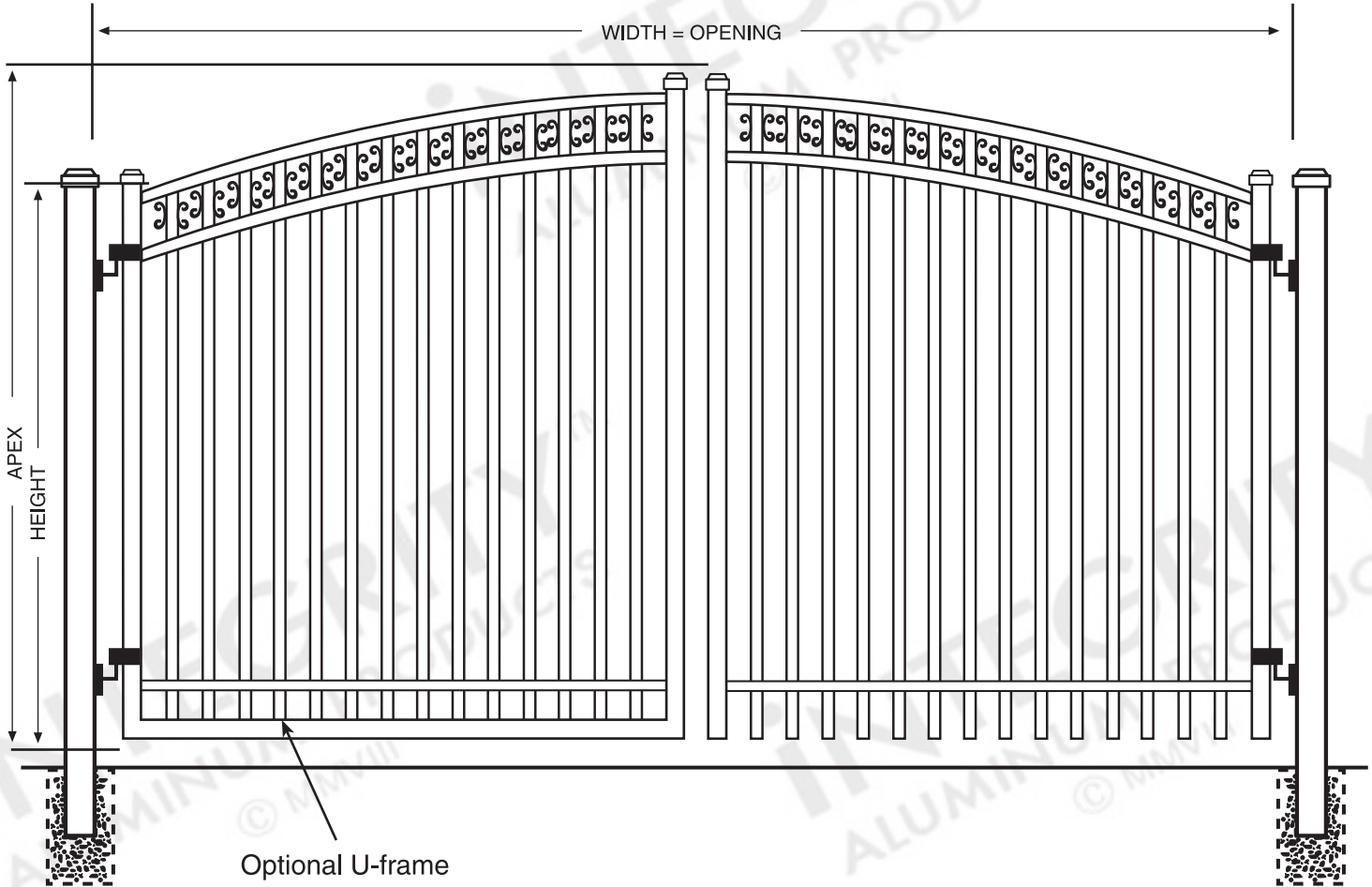
All Specifications Are Nominal



© 2009 Integrity Aluminum Products. Above schematic is intended as a representation only and is not to scale. www.integrityaluminumproducts.com



iNTEGRITYTM
 ALUMINUM PRODUCTS
 800.762.8876



CAMARILLOTM

PremierTM Arched Driveway Gate

DIMENSIONS

The height and width dimensions for this gate are available in standardized one-foot increments but can be customized to meet unique requirements.

CONFIGURATION

This PremierTM Arched Driveway Gate can be constructed as a single-leaf gate up to 8' in width. An optional Mid-rail is available.

HARDWARE

Gate latch and hinges sold separately and may vary depending on size of gate and posts. Suggestions provided. A standard drop rod is included.

SPECIFICATIONS


PREMIER GRADE

Posts Available	2" x 2" x .080 Wall 2" x 2" x .125 Wall 2½" x 2½" x .100 Wall 3" x 3" x .125 Wall
Gate Frame Uprights	2" x 2" x .080 Wall
Horizontal Rails Side Walls Top Walls	1 ³ / ₈ " x 1¼" .088" .065"
Vertical Pickets Standard Spacing Extreme Spacing	¾" x ¾" x .055 Wall 3 ⁵ / ₈ " 1½" Available
Heights Available	Up to 6'
Widths Available	Up to 16'

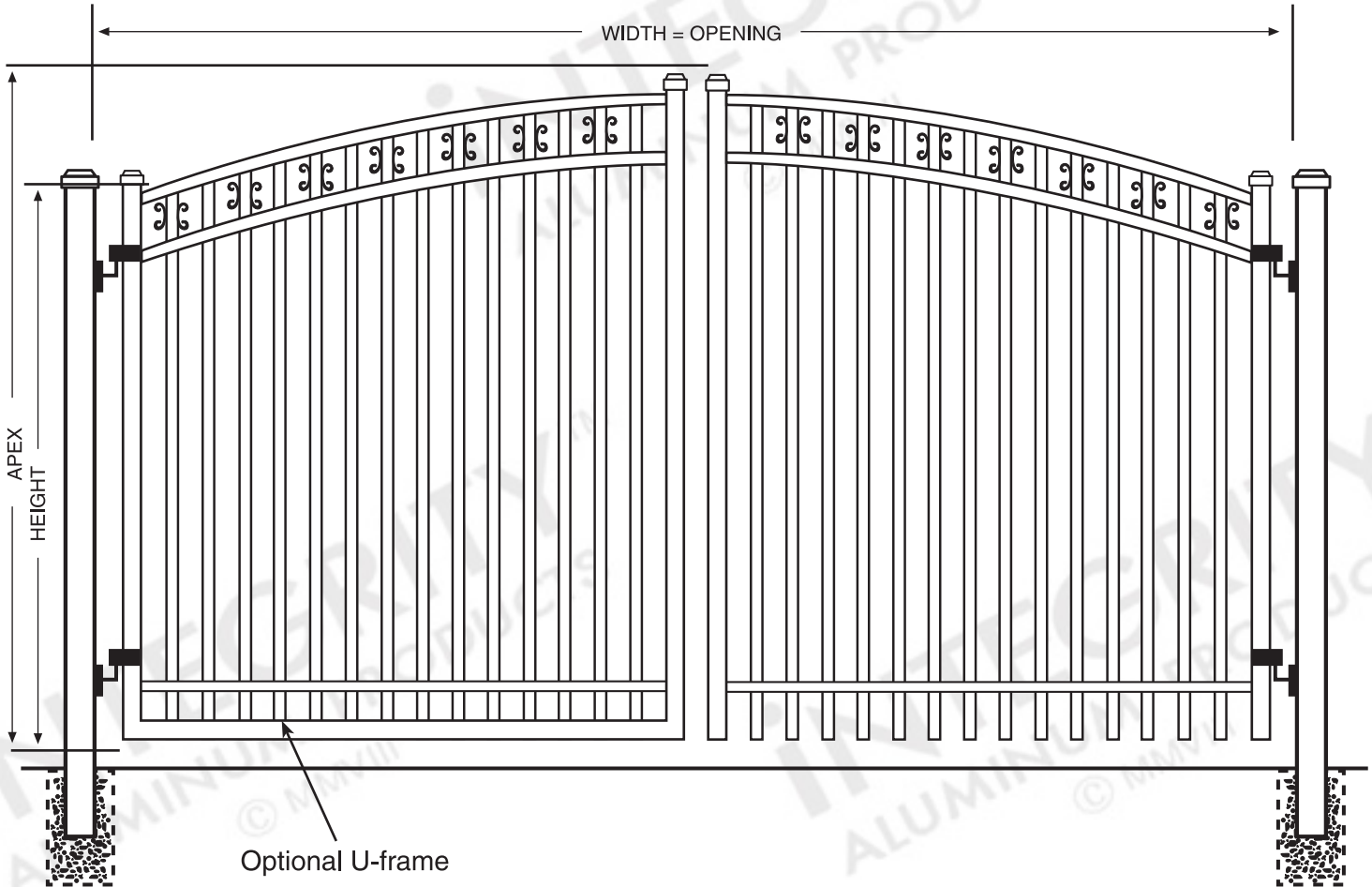
All Specifications Are Nominal



© 2009 Integrity Aluminum Products. Above schematic is intended as a representation only and is not to scale. www.integrityaluminumproducts.com



iNTEGRITYTM
 ALUMINUM PRODUCTS
 800.762.8876



AMARILLOTM

PremierTM Arched Driveway Gate

DIMENSIONS

The height and width dimensions for this gate are available in standardized one-foot increments but can be customized to meet unique requirements.

CONFIGURATION

This PremierTM Arched Driveway Gate can be constructed as a single-leaf gate up to 8' in width. An optional Mid-rail is available.

HARDWARE

Gate latch and hinges sold separately and may vary depending on size of gate and posts. Suggestions provided. A standard drop rod is included.

SPECIFICATIONS


PREMIER GRADE

Posts Available	2" x 2" x .080 Wall 2" x 2" x .125 Wall 2½" x 2½" x .100 Wall 3" x 3" x .125 Wall
Gate Frame Uprights	2" x 2" x .080 Wall
Horizontal Rails Side Walls Top Walls	1 ³ / ₈ " x 1¼" .088" .065"
Vertical Pickets Standard Spacing Extreme Spacing	¾" x ¾" x .055 Wall 3 ⁵ / ₈ " 1½" Available
Heights Available	Up to 6'
Widths Available	Up to 16'

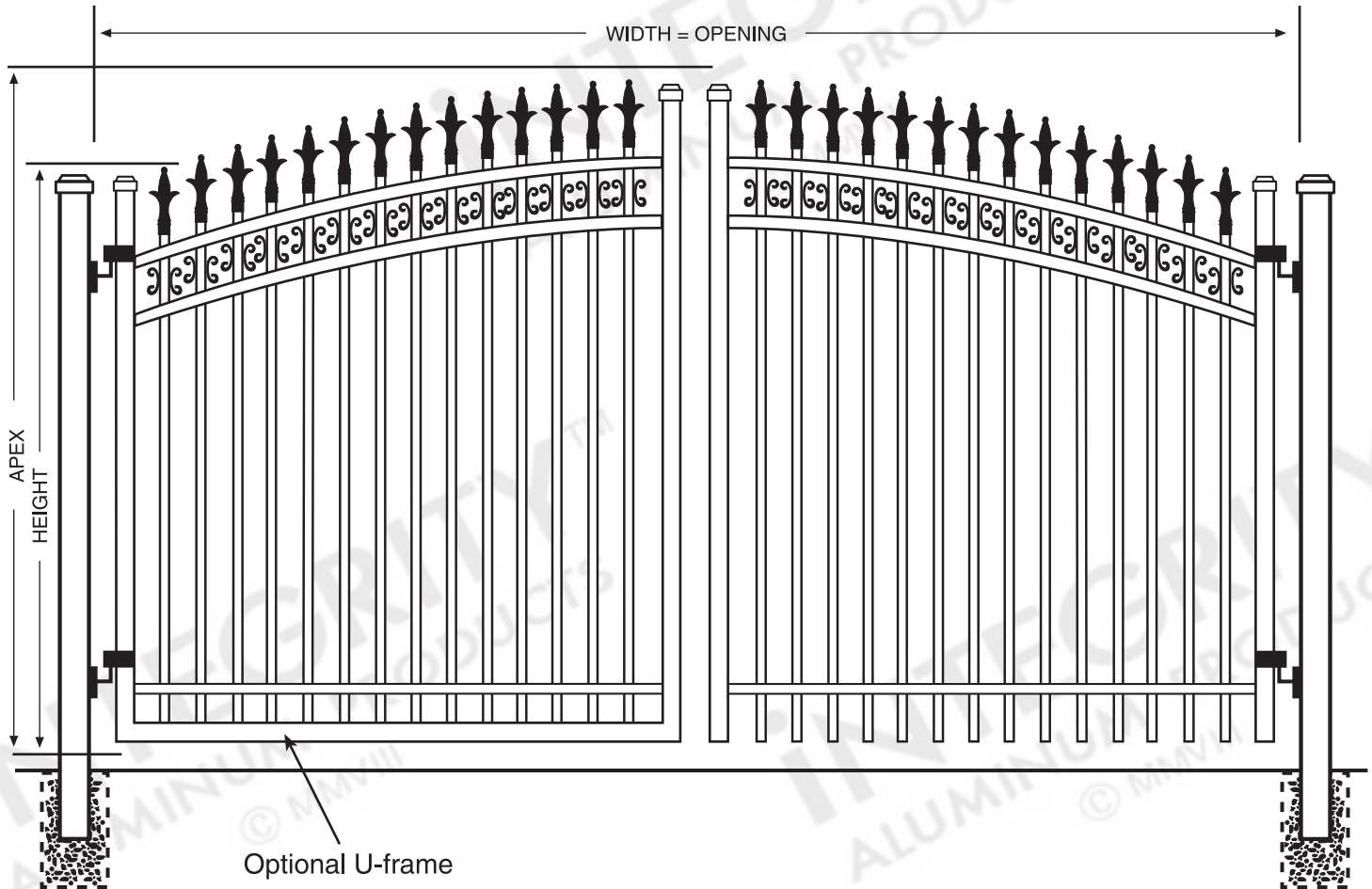
All Specifications Are Nominal



© 2009 Integrity Aluminum Products. Above schematic is intended as a representation only and is not to scale. www.integrityaluminumproducts.com



iNTEGRITYTM
ALUMINUM PRODUCTS
800.762.8876



VALENCIATM PremierTM Arched Driveway Gate

DIMENSIONS

The height and width dimensions for this gate are available in standardized one-foot increments but can be customized to meet unique requirements.

CONFIGURATION

This PremierTM Arched Driveway Gate can be constructed as a single-leaf gate up to 8' in width. An optional Mid-rail is available.

HARDWARE

Gate latch and hinges sold separately and may vary depending on size of gate and posts. Suggestions provided. A standard drop rod is included.


SPECIFICATIONS

PREMIER GRADE

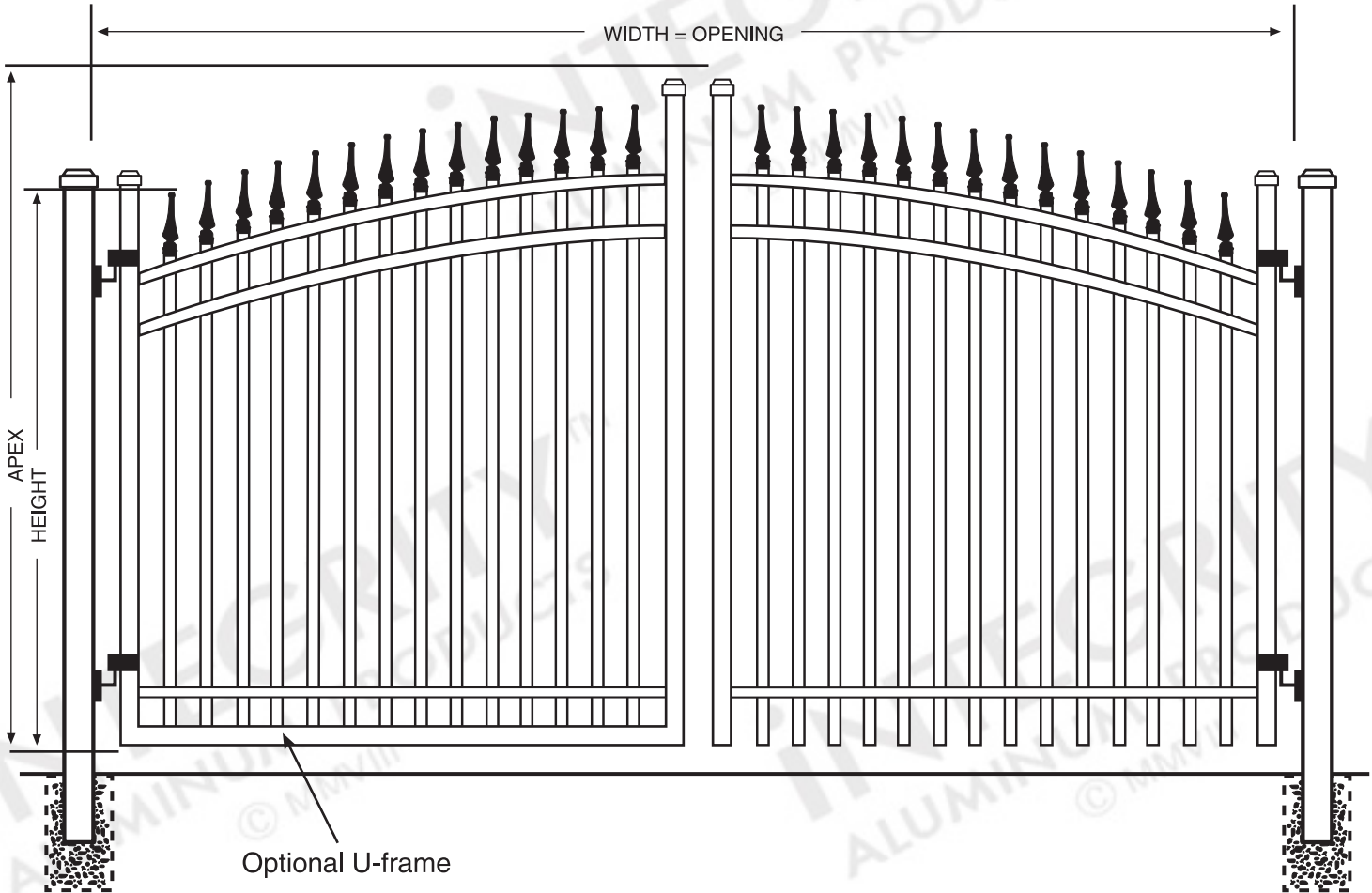
Posts Available	2" x 2" x .080 Wall 2" x 2" x .125 Wall 2½" x 2½" x .100 Wall 3" x 3" x .125 Wall
Gate Frame Uprights	2" x 2" x .080 Wall
Horizontal Rails Side Walls Top Walls	1 ³ / ₈ " x 1¼" .088" .065"
Vertical Pickets Standard Spacing Extreme Spacing	¾" x ¾" x .055 Wall 3 ⁵ / ₈ " 1½" Available
Heights Available	Up to 6'
Widths Available	Up to 16'
All Specifications Are Nominal	



© 2009 Integrity Aluminum Products. Above schematic is intended as a representation only and is not to scale. www.integrityaluminumproducts.com



iNTEGRITYTM
 ALUMINUM PRODUCTS
 800.762.8876



MISSION POINTTM

PremierTM Arched Driveway Gate

DIMENSIONS

The height and width dimensions for this gate are available in standardized one-foot increments but can be customized to meet unique requirements.

CONFIGURATION

This PremierTM Arched Driveway Gate can be constructed as a single-leaf gate up to 8' in width. An optional Mid-rail is available.

HARDWARE

Gate latch and hinges sold separately and may vary depending on size of gate and posts. Suggestions provided. A standard drop rod is included.

SPECIFICATIONS


PREMIER GRADE

Posts Available	2" x 2" x .080 Wall 2" x 2" x .125 Wall 2½" x 2½" x .100 Wall 3" x 3" x .125 Wall
Gate Frame Uprights	2" x 2" x .080 Wall
Horizontal Rails Side Walls Top Walls	1 ³ / ₈ " x 1¼" .088" .065"
Vertical Pickets Standard Spacing Extreme Spacing	¾" x ¾" x .055 Wall 3 ⁵ / ₈ " 1½" Available
Heights Available	Up to 6'
Widths Available	Up to 16'

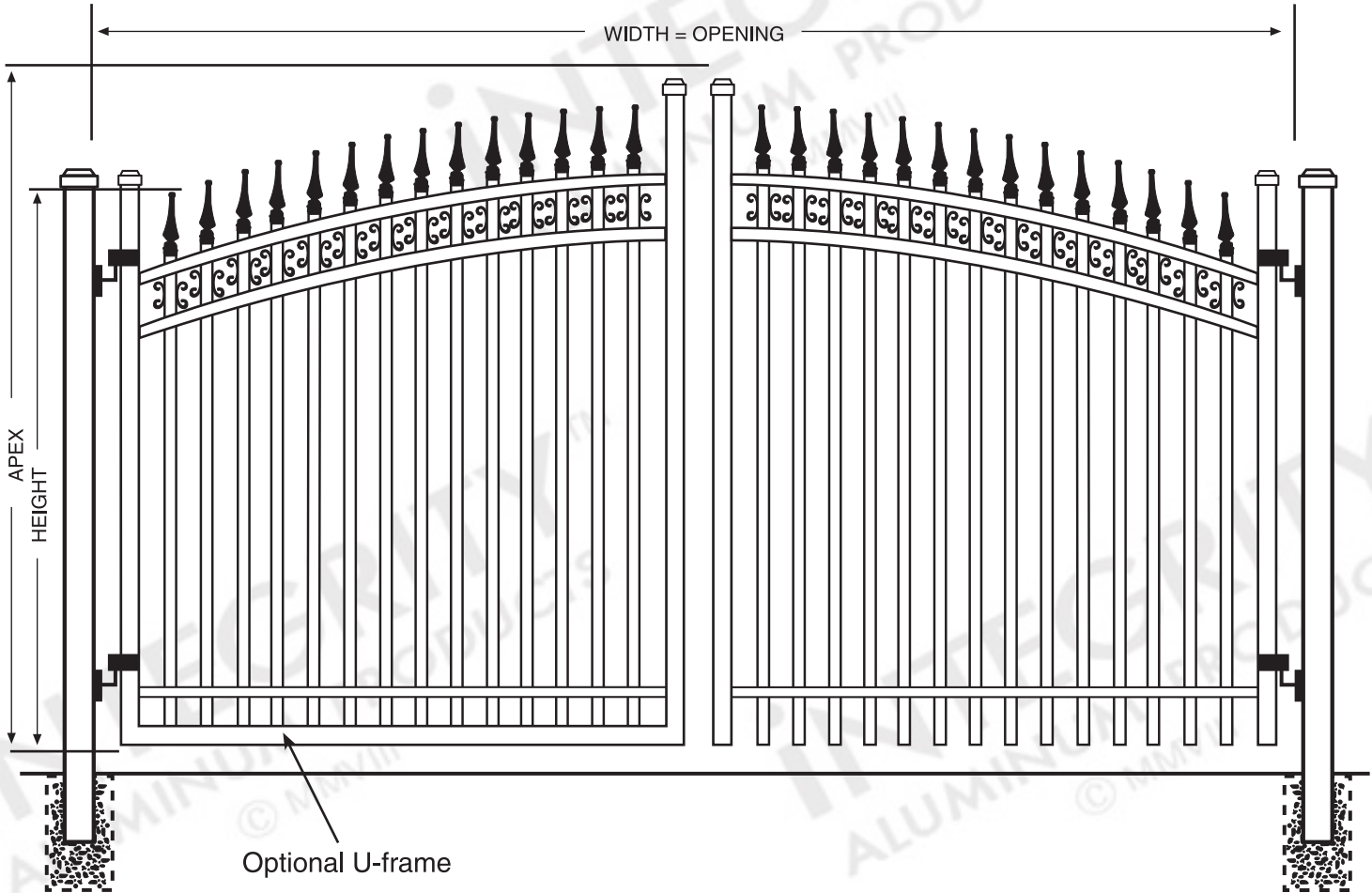
All Specifications Are Nominal



© 2009 Integrity Aluminum Products. Above schematic is intended as a representation only and is not to scale. www.integrityaluminumproducts.com



iNTEGRITY
ALUMINUM PRODUCTS
800.762.8876



CASTILE™ Premier™ Arched Driveway Gate

DIMENSIONS

The height and width dimensions for this gate are available in standardized one-foot increments but can be customized to meet unique requirements.

CONFIGURATION

This Premier™ Arched Driveway Gate can be constructed as a single-leaf gate up to 8' in width. An optional Mid-rail is available.

HARDWARE


Gate latch and hinges sold separately and may vary depending on size of gate and posts. Suggestions provided. A standard drop rod is included.

SPECIFICATIONS

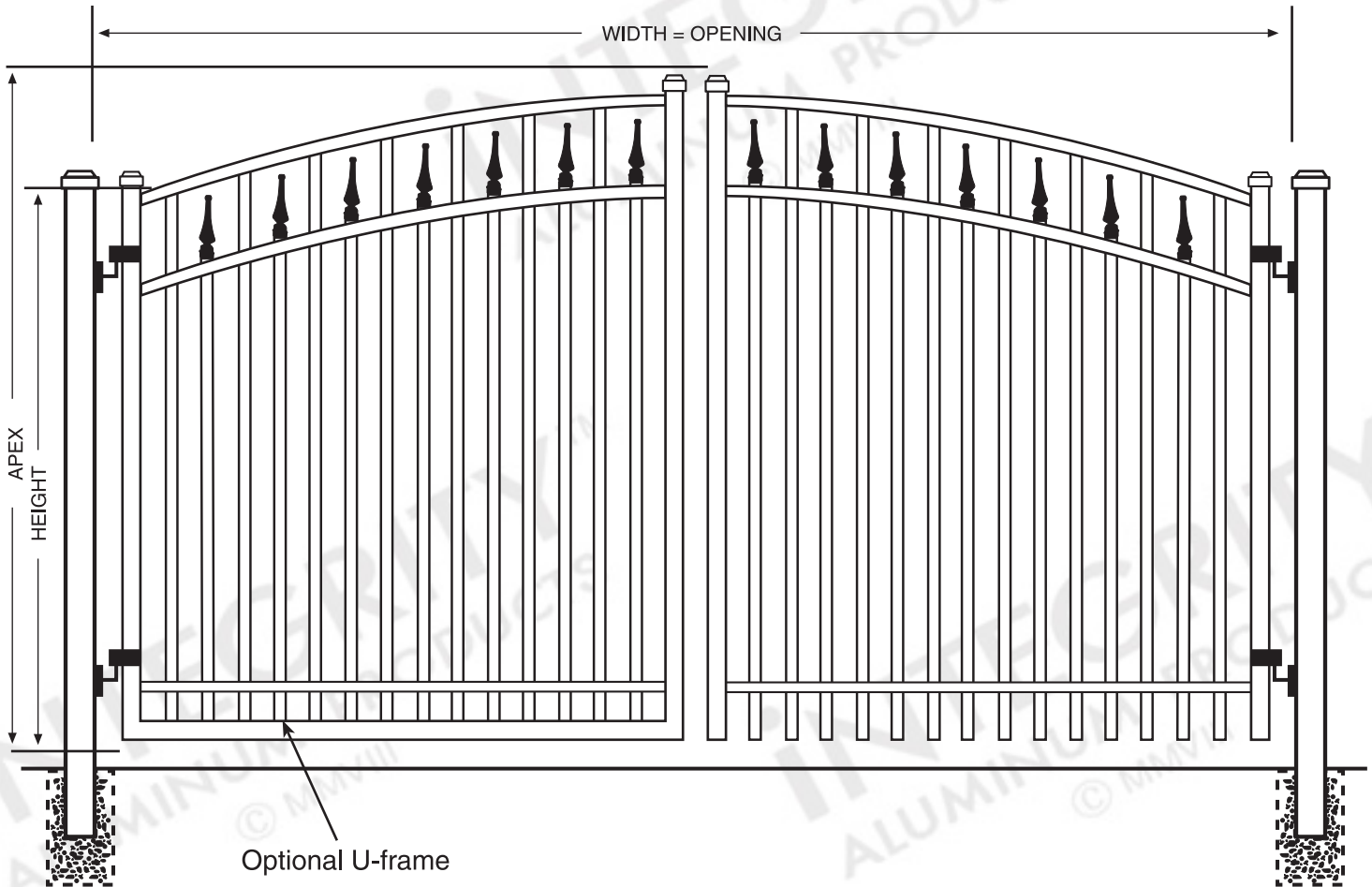
PREMIER GRADE

Posts Available	2" x 2" x .080 Wall 2" x 2" x .125 Wall 2½" x 2½" x .100 Wall 3" x 3" x .125 Wall
Gate Frame Uprights	2" x 2" x .080 Wall
Horizontal Rails Side Walls Top Walls	1 ³ / ₈ " x 1¼" .088" .065"
Vertical Pickets Standard Spacing Extreme Spacing	¾" x ¾" x .055 Wall 3 ⁵ / ₈ " 1½" Available
Heights Available	Up to 6'
Widths Available	Up to 16'
All Specifications Are Nominal	





INTEGRITYTM
 ALUMINUM PRODUCTS
 800.762.8876



EXCELSIORTM

PremierTM Arched Driveway Gate

DIMENSIONS

The height and width dimensions for this gate are available in standardized one-foot increments but can be customized to meet unique requirements.

CONFIGURATION

This PremierTM Arched Driveway Gate can be constructed as a single-leaf gate up to 8' in width. An optional Mid-rail is available.

HARDWARE

Gate latch and hinges sold separately and may vary depending on size of gate and posts. Suggestions provided. A standard drop rod is included.

SPECIFICATIONS

PREMIER GRADE

Posts Available	2" x 2" x .080 Wall 2" x 2" x .125 Wall 2½" x 2½" x .100 Wall 3" x 3" x .125 Wall
Gate Frame Uprights	2" x 2" x .080 Wall
Horizontal Rails Side Walls Top Walls	1⅜" x 1¼" .088" .065"
Vertical Pickets Standard Spacing Extreme Spacing	¾" x ¾" x .055 Wall 3⅝" 1½" Available
Heights Available	Up to 6'
Widths Available	Up to 16'
All Specifications Are Nominal	



© 2009 Integrity Aluminum Products. Above schematic is intended as a representation only and is not to scale. www.integrityaluminumproducts.com